

Go Further



2017
EXPEDITION+EL

ENLARGE YOUR TERRITORY. Whether on the town for a night or at the cottage for a week, we're all teammates. Connecting with each other – and our environment. Striving for the truly extraordinary. The destinations continually change. What really matters is the confidence to go. As well as the memory-making experiences shared along the way. Life is a Sport. We are the Utility. Be Unstoppable. The 2017 Ford Expedition.



ACCELERATION BECOMES EXHILARATION.

3.5L EcoBoost

Confidence generally builds over time. In Expedition, however, you get an exponential leap in self-assurance when you press the accelerator. With 365 horsepower and 420 lb.-ft. of torque, the surge from its twin-turbocharged, direct-injection 3.5L EcoBoost® engine grabs hold of you. Teamed with a 6-speed automatic transmission with SelectShift® capability, its power makes the drive just as much fun as the destination.

*EPA-estimated rating:
15 city/21 hwy/18 combined mpg¹*





POWER TO EARN YOUR TRUST.

Road Warrior

Get your cargo where it needs to go. With best-in-class max. 9,200-lb. towing capacity¹ and systems to help keep that brawn in check. Hitch up easily – using the full-color rear view camera display – and head out. Even with a heavy load, the mechanical load-leveling rear suspension² levels the chassis to help ensure a steady ride. Further balance comes from an integrated trailer brake controller that helps keep vehicle brakes and electric trailer brakes working together.³ When starting up an incline, hill start assist momentarily maintains brake pressure until the engine delivers enough torque to move you. Expedition advances your adventures.

Off The Beaten Path

A class-exclusive off-road display in the vibrant instrument cluster's color LCD screen empowers you with key information: vehicle pitch angle, bank angle, wheel direction and more. For increased confidence, Expedition is equipped with Hill Descent Control,^{TM2,4} which helps maintain vehicle speed on steep declines so you can concentrate on maneuvering.

The Name Says It All

Because of its capability, you may overlook the long list of appealing features that make this Expedition a King Ranch.[®] Until you experience them. Power-deployable Caribou-painted running boards extend to greet your feet when you open the door. Once inside, luxurious Mesa Brown leather trim with perforated seat inserts and choice woodgrain trim make every drive extra special. Exclusive King Ranch badging and 1st- and 2nd-row carpeted floor mats with embroidered King Ranch logo punctuate the perfection.



EXPEDITION EL
**OVER 2X
THE SPACE¹**

ROOM FOR EVERYONE. In Expedition, one of the best parts of any trip is the drive. So the fun starts as soon as you leave the driveway. Up front, the large center console features spacious storage room and includes 2 smart-charging USB ports² to keep your mobile phones charged. Power-adjustable brake and accelerator pedals feature memory settings² for 2 different drivers, as do the 10-way power, heated and cooled front bucket seats². And since you're traveling with roomy seating for up to 8, friends can enjoy heated 2nd-row outboard seats² and best-in-class 3rd-row leg room. To quickly switch from carrying people to transporting cargo and back again, the PowerFold[®] 3rd-row seat² operates with one-touch push-button ease.

SiriusXM Satellite Radio

Listen to everything you love with SiriusXM[®]3. Get over 150 channels including all genres of commercial-free music, plus every major sport and the best talk, news, comedy and entertainment. And you'll hear it all with a 6-month trial subscription to the All Access package, included with your new Expedition. So you can rock your ride, plus listen anywhere online and on the SiriusXM app.



2017 Ford Expedition | ford.com

Platinum EL in Brunello luxury leather trim with perforated inserts and available equipment. ¹Cargo volume behind 3rd-row seat compared to regular-length Expedition. ²Available feature. ³SiriusXM audio and data services each require a subscription sold separately, or as a package, by SiriusXM Radio Inc. If you decide to continue service after your trial, the subscription plan you choose will automatically renew thereafter and you will be charged according to your chosen payment method at then-current rates. Fees and taxes apply. To cancel you must call SiriusXM at 1-866-635-2349. See SiriusXM Customer Agreement for complete terms at www.siriusxm.com. All fees and programming subject to change.



SYNC 3

In addition to all the voice-activated benefits of SYNC® – placing and answering calls, and controlling music from your devices – you'll love the easy-to-use interface of SYNC 3.^{1,2} An 8" color LCD screen displays phone, audio and navigation¹ features. Enhanced voice recognition lets you give simple commands. A capacitive touchscreen includes a convenient swipe feature, as well as pinch-to-zoom functionality within navigation.

Voice-Activated Navigation System¹

Includes a 5-year complimentary trial subscription to SiriusXM® Traffic and Travel Link® services.³ Global Positioning System (GPS) technology is combined with available 3-D mapping and provides voice-guided turn-by-turn directions. You'll get detailed traffic information, plus current and forecasted weather and fuel station locations and prices.

SYNC AppLink

Use your voice to control some of your favorite compatible mobile apps (like Pandora® and iHeartAuto), thanks to standard SYNC AppLink.^{TM4}

Siri Seamless Integration

Bring the power of Siri® into Expedition with Siri Eyes Free,⁵ your paired iPhone® and a long press of the voice-recognition button on the steering wheel.

Automatic Updates Over Wi-Fi

Keep SYNC 3 current with the latest software as new updates become available.⁶ All you need is a Wi-Fi® connection.

2017 Ford Expedition | ford.com

¹Available feature. ²Don't drive while distracted. Use voice-operated systems when possible; don't use handheld devices while driving. Some features may be locked out while the vehicle is in gear. Not all features are compatible with all phones. Message and data rates may apply. ³SiriusXM audio and data services each require a subscription sold separately, or as a package, by SiriusXM Radio Inc. If you decide to continue service after your trial, the subscription plan you choose will automatically renew thereafter and you will be charged according to your chosen payment method at then-current rates. Fees and taxes apply. To cancel you must call SiriusXM at 1-866-635-2349. See SiriusXM Customer Agreement for complete terms at www.siriusxm.com. All fees and programming subject to change. ⁴SYNC AppLink is available on select models and compatible with select smartphone platforms and requires any compatible apps to be installed and running on a capable smartphone while connected to SYNC. Commands may vary by phone and AppLink software. Message and data rates may apply. ⁵Requires SYNC 3. ⁶Optional Navigation System map updates cannot be received via Wi-Fi and require a separate update.



REFINE THE ROAD.

Continuously Controlled Damping

You've got the power and space you want. Now get the ride feel that suits you by setting the continuously controlled damping (CCD) suspension¹ to any of 3 drive modes. Select Normal for everyday driving, or Comfort for a softer ride on a mellow Sunday cruise. Expedition really shows off its great handling when you switch to Sport mode. CCD is paired with 22" polished aluminum wheels¹ on Limited, King Ranch[®] and Platinum.

AdvanceTrac with RSC

Add to your peace of mind with the knowledge that AdvanceTrac[®] with RSC[®] (Roll Stability Control[™])² is standard on every Expedition. Providing enhanced vehicle stability in a wide range of conditions, the system selectively applies individual brakes and modifies engine power to help keep all 4 wheels firmly planted.

BLIS (Blind Spot Information System)

Alerts you with a light in either sideview mirror³ if its radar sensors detect a vehicle in the corresponding blind spot. Cross-traffic alert, part of the system, notifies you with a beep and a warning light in your sideview mirror if it detects a vehicle approaching either side as you slowly back Expedition out of a parking space. Either way, BLIS[®] with cross-traffic alert^{1,4} helps keep you aware of things that may be just out of your line of view.





TAKE CHARGE OF YOUR ADVENTURES.

Fine appointments. Built-in capability. The 2017 Expedition Platinum can take you from a night on the town to a cabin in the woods. With utmost ease and complete confidence. Your calling card for luxurious adventure, its polished stainless, power-deployable running boards, 22" polished aluminum wheels and unique accents on its grille and liftgate appliqué offer a preview of the elegance that awaits inside.

A voice-activated Navigation System puts you in command of your surroundings in this luxurious cockpit. Soft ambient lighting, a power moonroof and luxury leather-trimmed seats in Brunello or Ebony with stitched PLATINUM lettering bring richness to this spacious interior. As does the leather-wrapped steering wheel and center console armrest with Agate stitching. Whatever the conditions outside, Platinum helps ensure you'll be comfortable inside.





DELIVERS THE EXTRAORDINARY.

When people say they love their vehicle, it's often the unexpected features that steal their heart. In Expedition, it's easy to get attached to stargazing out of its power moonroof¹ or recharging your portable devices with its 110-volt/150-watt capacity AC power outlet.¹ And not only does the standard 2nd-row 40/20/40 split-fold seat fold completely flat, its CenterSlide[®] functionality can move the middle section forward almost 11" giving you easy access to a child seat. And of course, there is the space. With best-in-class max. cargo space of 130.8 cu. ft. on Expedition EL,² don't spend time worrying about what you have to leave behind. There are plenty of ways to creatively stow all your stuff, including a Cargo Management System¹ behind the rear seat that can be positioned as either a cargo shelf or a divider.



YOUR DREAM ROAD TRIP.

The advanced technology engineered into Ford Expedition helps you share the best of life with family and friends. And do it all with confidence, as the 2016 Expedition received the government's highest safety rating: a 5-Star Overall Vehicle Score.¹ AdvanceTrac[®] with RSC[®] (Roll Stability Control[™])² is working hard while you trek out to your favorite getaway, detecting and correcting skidding or fishtailing – even on tricky road surfaces. And the patented Safety Canopy[®] System has rollover sensing and can deploy the side-curtain airbags when needed.

Since the driver has the most important job, helpful MyKey[®] technology allows you to program ignition keys with reminders to drive at appropriate speeds, keep the audio volume low and much more. A full-color rear view camera keeps you in touch with activity behind you when you're in Reverse.³



2017 Ford Expedition | ford.com

King Ranch[®] in Shadow Black with Monotone Appearance Package and available equipment. ¹2016 Expedition. 2017 model year not yet tested. Government 5-Star Safety Ratings are part of the National Highway Traffic Safety Administration's (NHTSA's) New Car Assessment Program (www.safercar.gov). ²Remember that even advanced technology cannot overcome the laws of physics. It's always possible to lose control of a vehicle due to inappropriate driver input for the conditions. ³Driver-assist features are supplemental and do not replace the driver's attention, judgment and need to control the vehicle.



MODELS & WHEELS

XLT



KING RANCH®



18" Bright-Machined Aluminum with Magnetic-Painted Pockets
Standard: XLT



20" Bright-Machined Aluminum with Magnetic-Painted Pockets
Available: XLT



20" Polished Aluminum
Standard: Limited



20" Magnetic-Painted Aluminum
Included: Limited Appearance Package



20" Bright-Machined Aluminum with Caribou-Painted Pockets and King Ranch Center Caps
Standard: King Ranch



22" Polished Aluminum with King Ranch Center Caps
Optional: King Ranch



22" Polished Aluminum
Standard: Platinum
Optional: Limited

LIMITED



PLATINUM



STANDARD FEATURES

Mechanical

3.5L EcoBoost® V6 engine
6-speed automatic transmission with SelectShift® capability
Axle – Rear, limited-slip, 3.73:1 ratio (Expedition EL 4x4 only)
Axle – Rear, non-limited-slip, 3.15:1 ratio (Expedition 4x2 only); 3.31:1 ratio (Expedition 4x4 and Expedition EL 4x2 only)
Brakes – Power disc with Anti-Lock Brake System (ABS)
Fuel tank – 28.0-gal. capacity (33.5-gal. on Expedition EL)
Rear-wheel drive (RWD)
Steering – Electric power-assisted
Suspension – 4-wheel independent
Trailer sway control

Driver-Assist Technology

Autolamp
Hill start assist
Reverse Sensing System

Seating

1st-row – Bucket seats
2nd-row – 40/20/40 split-fold seat with CenterSlide® (slide-forward feature for center section); reclines and folds flat to floor in cargo mode

Interior

SiriusXM® Satellite Radio with 6-month All Access trial subscription
Assist handles – 2 in 1st row, 2 in 2nd row and 1 for liftgate
Cargo Management System (Expedition EL only)
Climate controls – Auxiliary rear
Compass display
Console – 1st-row center with storage bin, coin holder, 4 cupholders, auxiliary rear audio and climate controls, and pen holder
Cruise control
Cupholders – 9
Door locks – Power
Flooring – Front and rear carpeted floor mats
Mirror – Auto-dimming rearview
Power outlets – 12-volt powerpoints (3)
Rear floor air vents
Steering wheel – Audio controls
Truck Apps
Universal garage door opener
Visors – Illuminated vanity mirrors
Windows – Power rear quarter
Windows – Power with one-touch-up/-down driver's side feature

Exterior

Door handles – Chrome
Easy Fuel® capless fuel filler
Exhaust tip – Bright
Headlamps – Rainlamp feature
LED fog lamps
SecuriCode™ keyless entry keypad
Skid plates – Front (4x2 only)
Tow hooks – Front (4x4 only)
Windows – Privacy glass (rear doors, rear quarter windows and liftgate window)
Wipers – Front: 2-speed variable intermittent with washer; rear: 2-speed intermittent with washer

Safety & Security

Airbags – Dual-stage front;¹ safety belt pretensioners, safety belt energy-management retractors, safety belt usage sensors, driver's seat position sensor, crash severity sensor and restraint control module
Airbags – Front-seat side¹
Airbags – Safety Canopy® System with 3-row side-curtain airbags¹ and rollover sensor
3-point safety belts for all seating positions
AdvanceTrac® with RSC® (Roll Stability Control™)
Belt-Minder® front safety belt reminder
Child-safety rear door locks
Height-adjustable shoulder safety belts for 1st row
LATCH – Lower Anchors and Tether Anchors for Children (rear outboard seating positions)
MyKey®
Perimeter alarm
Rear view camera
SecuriLock® Passive Anti-Theft System
Side-intrusion door beams
SOS Post-Crash Alert System™
Tire Pressure Monitoring System (excludes spare)

ENGINE/EPA-ESTIMATED RATINGS²

3.5L EcoBoost® V6

365 hp @ 5,000 rpm
420 lb.-ft. of torque @ 2,250 rpm
6-speed automatic transmission with SelectShift capability

Expedition

4x2 15 city/21 hwy/18 combined mpg
4x4 15 city/20 hwy/17 combined mpg

Expedition EL

4x2 15 city/20 hwy/17 combined mpg
4x4 15 city/19 hwy/16 combined mpg

DIMENSIONS

Exterior	Expedition/EL 4x2 (4x4)
Wheelbase	119.0"/131.0"
Length	206.0"/220.8"
Height – Excluding options	77.2"/77.7" (78.3")
Width – Excluding mirrors	78.8"
Width – Including mirrors	91.8"
Width – Mirrors folded	79.7"
Minimum running ground clearance	8.3" (8.0")
Liftover height	34.1" (34.0")/34.1"
Overhang – Front	38.8"
Overhang – Rear	48.3"/51.1"
Ramp breakover angle	18.0° (16.3°)/15.8° (15.3°)
Angle of approach	22.4° (22.2°)/22.5° (22.5°)
Angle of departure	21.8° (21.7°)/20.4° (20.3°)

Interior	Expedition/EL
1st Row	
Head room	39.6"/39.5"
Leg room (max.)	43.0"
Shoulder room	63.2"
2nd Row	
Head room	39.8"/39.7"
Leg room	39.1"
Shoulder room	63.7"
3rd Row	
Head room	38.3"/38.0"
Leg room	37.7"
Shoulder room	51.9"/67.1"

Capacities (cu. ft.)	
Passenger volume	160.3/168.3
Cargo volume behind 1st row	108.3/130.8
Cargo volume behind 2nd row	55.0/85.5
Cargo volume behind 3rd row	18.6/42.6
Fuel tank (gal.)	28.0/33.5

Maximum Loaded Trailer Weight (lbs.) ³	
4x2 Class IV	9,200/9,200
4x4 Class IV	9,200/9,100

¹Always wear your safety belt and secure children in the rear seat. ²Actual mileage will vary. ³Maximum weights shown are for properly equipped vehicles with required equipment and a 150-lb. driver. Weight of additional options, equipment, passengers and cargo must be deducted from this weight. For additional information, see your Ford Dealer.

XLT	LIMITED	KING RANCH	PLATINUM	
P	S	S	S	Ambient lighting
S				Climate controls – Single-zone electronic automatic temperature control
P	S	S	S	Climate controls – Dual-zone electronic automatic temperature control
S	S	S	S	Console – Overhead with map lights, single sunglasses holder and rear quarter window switches
			S	Door-sill scuff plates – 1st-row with “PLATINUM” logo
O	O	O	O	Dual Headrest DVD by INVISION™2
O	O	O	O	Flooring – 1st- and 2nd-row all-weather floor mats
			S	Flooring – 1st- and 2nd-row carpeted floor mats with embroidered King Ranch logo
		S	S	Ignition – Keyless entry with push-button start
P	S	S	S	Ignition – Remote Start System¹
S				Pedals – Power-adjustable
P	S	S	S	Pedals – Power-adjustable with memory
P	S	S	S	Power outlet – 110-volt converter
P	S	S	S	Shift knob – Leather-wrapped
S				Steering column – Manual-tilt/-telescoping
P	S	S	S	Steering column – Power-tilt/-telescoping
S	S			Steering wheel – Leather-wrapped
			S	Steering wheel – Mesa Brown leather-wrapped
			S	Steering wheel – Leather-wrapped with micro-perforated leather upper insert, Agate stitching and chrome accents
			S	Exterior
			S	Badging – KING RANCH on front fenders and liftgate
			S	Badging – “PLATINUM” lettering on lower front doors
	S	S	S	Bumper – Chrome accent bar on lower front
S	S	P	S	Bumpers – Body-color
			S	Bumpers – Caribou-painted
S				Class IV trailer tow receiver with 4-pin connector
S				Grille – Chrome bars with Magnetic-painted accents
	S			Grille – Chrome bars with Thunderstorm-painted accents
		P		Grille – Chrome bars with Caribou-painted accents
				Grille – Magnetic-painted
			S	Grille – Satin-aluminum bars with chrome accents
S				Headlamps – Quad-reflector with blackout treatment
	S	S	S	Headlamps – Halogen projector
S				Liftgate – Manual
P	S	S	S	Liftgate – Power
S	P			Liftgate appliqué – Chrome with Magnetic-painted accent bar
		S		Liftgate appliqué – Chrome with Thunderstorm-painted accent bar
			S	Liftgate appliqué – Chrome with Caribou-painted accent bar
			S	Liftgate appliqué – Chrome with satin-aluminum-finish accent bar
S				Mirrors – Black, power, heated sideview with integrated blind spot mirrors and security approach lamps
		S		Mirrors – Body-color, power-adjustable/-folding, heated sideview with auto-dimming driver’s side, integrated blind spot mirrors, security approach lamps, integrated turn signal indicators and memory feature

¹Restrictions apply. See your dealer for details. ²Ford Licensed Accessory.

EXTERIOR & INTERIOR CHOICES

Exterior		XLT					LIMITED		KING RANCH®		PLATINUM	
	White Platinum Metallic Tri-coat ¹	1	2	3	4	5	6	5	6	7	8	9
	Oxford White	1	2	3	4	5	6	5	6			
	Ingot Silver ²		2		4		6	5	6		8	9
	White Gold ²	1	2	3	4	5	6	5	6	7	8	9
	Bronze Fire ²	1	2	3	4	5	6	5	6	7	8	9

Exterior		XLT					LIMITED		KING RANCH		PLATINUM	
	Ruby Red Metallic Tinted Clearcoat ¹	1	2	3	4	5	6	5	6	7	8	9
	Blue Jeans ²	1	2	3	4	5	6	5	6	7	8	9
	Magnetic ²	1	2	3	4	5	6	5	6		8	9
	Shadow Black	1	2	3	4	5	6	5	6	7	8	9

3,4: Available on XLT (requires Equipment Group 201A)

5,6: Available on XLT (requires Equipment Group 202A)



White Platinum Metallic Tri-coat



Oxford White



Ingot Silver




White Gold



Bronze Fire



Ebony Cloth



Ebony Leather



Ebony Leather with Perforated Inserts



Ebony Leather with Perforated Inserts and Agate Tuxedo Stripe




Ruby Red Metallic Tinted Clearcoat




Blue Jeans



Magnetic



Shadow Black



Dune Cloth



Dune Leather



Dune Leather with Perforated Inserts



Mesa Brown Leather with Perforated Inserts



Brunello Luxury Leather with Perforated Inserts and Agate Tuxedo Stripe

Colors are representative only. See your dealer for actual paint/trim options. ¹Additional charge. ²Metallic.



FORD ACCESSORIES

Limited EL in Ruby Red Metallic Tinted Clearcoat accessorized with roof-mounted ski/snowboard carrier by THULE,^{®1} smoked hood and side window deflectors, splash guards, and trailer towing accessories

Exterior

- Full vehicle covers¹
- Hood and side window deflectors
- Hood protector¹
- Locking fuel plug
- Racks and carriers¹
- Roof crossbars
- Splash guards
- Sportz[®] tent¹
- Trailer towing accessories
- Wheel lock kits

Interior

- All-weather floor mats (A)
- Cargo area protector (B)
- Cargo organizers and protectors
- Carpeted floor mats
- First aid and roadside assistance kits¹
- Illuminated door sill plates
- In-vehicle safe¹
- Interior light kit
- Leather-trimmed interior seating¹
- Protective seat covers¹
- Tablet cradle¹

Electronics

- Dual headrest DVD¹ (C)
- Keyless entry keypad
- Remote Access (D)
- Remote start systems
- Vehicle Security System
- Warning sensor systems¹



accessories.ford.com



New Vehicle Limited Warranty. We want your Ford Expedition ownership experience to be the best it can be. Under this warranty, your new vehicle comes with 3-year/36,000-mile bumper-to-bumper coverage, 5-year/60,000-mile Powertrain Warranty coverage, 5-year/60,000-mile safety restraint coverage, and 5-year/unlimited-mile corrosion (perforation) coverage — all with no deductible. Please ask your Ford Dealer for a copy of this limited warranty.

Roadside Assistance. Covers your vehicle for 5 years or 60,000 miles, so you have the security of knowing that help may be only a phone call away should you run out of fuel, lock yourself out of the vehicle or need towing. Your Ford Dealer can provide complete details on all of these advantages.

Ford Credit. Get the ride you want. Whether you plan to lease or finance, you'll find the choices that are right for you at Ford Credit. Ask your Ford Dealer for details or check us out at fordcredit.com.

Ford Protect Extended Service Plans. Whether you purchase or lease your Ford vehicle, insist on genuine Ford Protect extended service plans. Ford Protect has a variety of plans to give you peace-of-mind protection whether you want vehicle component or maintenance coverage. Plus, they are fully backed by Ford and honored at all Ford dealerships in the U.S., Canada and Mexico. When you visit your dealer, insist on genuine Ford Protect extended service plans.

Insurance Services. Get Ford Motor Company quality in your auto insurance. Our program offers industry-leading benefits and competitive rates. Call 1-877-367-3847, or visit us at fordvip.com for a no-obligation quote. Insurance offered by American Road Services Company (in CA, American Road Insurance Agency), a licensed agency and subsidiary of Ford Motor Company.

Ford Original Accessories. They're warranted for whichever provides you the greatest benefit: 24 months/unlimited mileage, or the remainder of your Bumper-to-Bumper 3-year/36,000-mile New Vehicle Limited Warranty. Ford Licensed Accessories (FLA) are warranted by the accessory manufacturer's warranty. FLA are designed and developed by the accessory manufacturer and have not been designed or tested to Ford Motor Company engineering requirements. Contact your Ford Dealer for details and/or a copy of all limited warranties.

"HD Radio" and the HD Radio logo are proprietary trademarks of iBiquity Digital Corporation. INVISION is a trademark of Audiovox Corporation. iPhone and Siri are trademarks of Apple Inc., registered in the U.S. and other countries. King Ranch is a registered trademark of King Ranch, Inc. PANDORA, the PANDORA logo, and the Pandora trade dress are trademarks or registered trademarks of Pandora Media, Inc. Used with permission. SiriusXM services require a trial subscription, sold separately by SiriusXM after trial period. Fees and taxes apply. All fees and programming subject to change. Sirius satellite service is available only to those in the 48 contiguous USA, D.C. and PR (with coverage limitations). Our Internet radio service is available throughout our satellite service area and in AK and HI. Some channels not available in all lineups. Sirius, XM and all related marks and logos are trademarks of Sirius XM Radio Inc. Sony is a registered trademark of the Sony Corporation. THULE is a registered trademark of Thule Sweden AB. Wi-Fi[®] is a registered trademark of the Wi-Fi Alliance[®].

Comparisons based on competitive models (class is Extended Utilities based on Ford segmentation), publicly available information and Ford certification data at time of release. Vehicles may be shown with optional equipment. Features may be offered only in combination with other options or subject to additional ordering requirements/limitations. Dimensions shown may vary due to optional features and/or production variability. Information is provided on an "as is" basis and could include technical, typographical or other errors. Ford makes no warranties, representations, or guarantees of any kind, express or implied, including but not limited to, accuracy, currency, or completeness, the operation of the information, materials, content, availability, and products. Ford reserves the right to change product specifications, pricing and equipment at any time without incurring obligations. Your Ford Dealer is the best source of the most up-to-date information on Ford vehicles.

¹Ford Licensed Accessory.