




Visit us online to create your ideal Infiniti, get pricing and more.

www.infinitiUSA.com

Q70

2016



CONNECT Join our community, and get the latest on Infiniti.

[Facebook.com/Infiniti](https://www.facebook.com/Infiniti) [Twitter.com/InfinitiUSA](https://twitter.com/InfinitiUSA)

Always wear your seat belt, and please don't drink and drive. ©2015 INFINITI. IN-17841-1 Reorder #165011 (11/15, 30K, CG) ♻️ Reducing our environmental footprint is an important goal at Infiniti. That's why this brochure uses paper stock that is certified to contain a minimum of 10% post-consumer waste materials.



SEEK PURSUE ELEVATE

In the confidence of its lines, the composure of its performance and the depth of its refinement, the Infiniti Q70 embodies your drive to achieve at the highest level. Because you strive for more, and expect it as well.

ELEGANT IN DESIGN. COMMANDING IN PRESENCE

Create your own path and lead with authority. The sculpted contours of the Infiniti Q70 seem to flow without effort, while simultaneously exuding a confidence that demands attention.

Q70 PREMIUM SELECT EDITION Further distinguishing itself with subtle exterior and interior enhancements, the Q70 Premium Select Edition adds another level of refinement. Dark chrome trim and a unique wheel design instantly give it a distinctive look while inside, the suede-like headliner and aluminum trim help create a more premium space!



ATHLETIC STANCE Large 20-inch alloy wheels not only complement the graceful proportions of the Q70, they are designed to make handling more responsive. The lightweight construction inherently reduces unsprung weight and helps contribute to quicker turn-ins!

EXPRESSIVE ILLUMINATION Stylish and functional, the LED headlights of the Q70 shed light where you steer¹ and also provide another level of awareness with signature crescent-shaped LED daytime running lights.

CURVES THAT INVITE Undeniably Infiniti, the double-wave hood rises to meet the elevated front fenders, conveying a dynamic, expressive design.

IMPRESSION AMPLIFIED Expressing signature Infiniti design, the double-arch grille is prominently placed in front and center. The arc of the bottom, like a natural reflection to that of the top, gives the front fascia a distinctive appearance.



ALWAYS EXTENDING A PERSONAL INVITATION


Every arrival, every entrance—recognized and anticipated with thoughtful conveniences that always feel special.

INVITING YOU IN For added convenience and safety, Welcome Lighting responds to your presence automatically with a sequence of exterior and then interior lights. The puddle lights illuminate the ground below, then the interior lights glow to help you settle in. The choreographed sequence ends with the Start/Stop button pulsing, waiting for you to bring it to life.

PERSONALIZED ACCESS Recognizing you upon your approach, the Infiniti Intelligent Key lets you unlock the doors and trunk, and even start the engine—all without taking the key out from your pocket or purse. And as you enter, it slides your seat back for you, then adjusts your steering wheel and outside mirrors automatically to your preferences.

MORE COMFORTABLE QUICKLY Here, every aspect of your entrance is as hospitable as possible. Climate-controlled front seats actively circulate cool or warm air through the perforated leather, so you reach your comfort zone faster than you imagined!


OPTIMIZED COMFORT The dual occupant memory system allows two custom profiles. Depending on which key you possess, the preferred settings for the seat, steering column and mirrors are automatically executed with the press of a button, giving both drivers an intimate level of comfort.





DELIGHTS IN ALL ITS INFINITE DETAILS

Reward your senses with luxury. In the things you see and touch, everything has been crafted with a focus on you.




PLEASING TO THE EYES The soothing glow of the Fine Vision electro-luminescent gauges has been designed to not only be brighter, but the contrast delivers information clearly, even at a glance.

FINER FABRICS The seat belt is one of the few surfaces you continually touch, so we use a variable herringbone weave that is 20% softer than standard fabrics. This makes it more comfortable to wear, easier to pull out, and even less likely to snag your clothing.

UNIQUE INTERIOR ACCENT The Q70 offers a well-appointed and inviting interior with high-quality materials. The White Ash silver-powdered wood accents give the cockpit a distinctive look and merges old-world luxury with modern aesthetics!

QUALITY IN COMFORT Sit inside and experience the softness and firmness that the semi-aniline leather-appointed seats provide! The full-grain leather is treated to allow the natural character of the leather to show through. Also available is a specially developed soft touch material for the door armrests, door inserts and center console.




CONSISTENT SWITCH FEEL Touch a button. Then touch the one next to it. Notice that every button and switch is crafted with the same level of precision, so you sense a consistent Infiniti feel under the fingertip. With this attention paid to a switch, imagine how the remaining surfaces feel.

SPACE THAT CENTERS AROUND YOU

The extended wheelbase Infiniti Q70L increases your expectations of luxury by expanding the space you deserve and with features that attend to your desires.

ROOM TO PLEASE The wheelbase of the Q70L has been extended in the rear, allowing extra legroom without changing the dynamic appearance of the vehicle. And inside is where added amenities have been included to elevate passengers to another level of luxury.

EASING EFFORT Every time you enter or exit the rear of the Q70L, the auto closure assist cincher will complete the action by securing the door closed. The trunk responds the same way. A simple task but a respect that is well deserved.



COMFORT AT EVERY SEAT Luxury has been infused into the rear cabin, featuring heated seats that provide warmth with a touch of a button as well as a reading light to keep you company. You'll also enjoy the rear window sunshade¹ and 12v power outlet that adds to the details to make sure you're always at your most comfortable.

CRAFTING TRANQUILITY Active Noise Control ensures that the cabin of the Q70L offers better solace from the outside world. Intelligent technology uses a microphone in the ceiling to identify undesirable low-frequency engine sounds and neutralizes them with sound waves of the opposite phase. The result is a quieter and more peaceful driving experience, which still preserves the more invigorating sounds of engine performance.

AMPLIFYING THE FEELING OF PERFORMANCE

Engineering that unlocks a greater intensity in the driving experience through your senses.

A CONTINUOUS RUSH

Acceleration Swell is our vision of power, dedicated to delivering a shape and feel to acceleration. By precisely tuning the engine to unleash torque at a broader rev range, the force you feel seems to increase the faster you go, making Swell feel more like a limitless rush than a momentary thrill.

SHARP SHIFTING

Magnesium paddle shifters give you fingertip control over gear selection.¹ When choosing a lower gear, Downshift Rev Matching blips the throttle like a performance driver to ready the engine for smoother, quicker shifts.



ACTIVELY RESPONDING

The upgraded springs of the sport-tuned suspension sharpens the handling of the Q70, while the double-piston shock absorbers help reduce vibrations to deliver the smoothest ride possible!

QUICKER STOPS

Aluminum opposed-piston brake calipers provide stopping force from both sides of the rotor at the same time for better bite, more friction and direct feel!

SIGNATURE EXHAUST NOTE

The unmistakable tone of the specially tuned exhaust shapes sound to create a heightened acceleration experience. The signature low growl accentuates every trip through the gears.



330
HP

26
HWY MPG²

3.7-LITER V6 Exciting response with intelligent efficiency. Benefiting from Variable Valve Event and Lift technology (VVEL[®]), this 3.7L V6 gasoline engine delivers a stirring 330 hp while making most of every drop of fuel to achieve up to 26 MPG².

420
HP

24
HWY MPG²

5.6-LITER V8 The most formidable engine Infiniti has ever built, this powerful and responsive 5.6-liter V8 delivers a thrilling performance. It produces a stirring 420 hp (Q70) and 416 hp (Q70L) that is delivered with the polish and precision to suit virtually any driving scenario you might encounter or excitement you might desire.

360
HP

34
HWY MPG²

3.5-LITER V6 HYBRID A combined system power of 360 hp responds with thrilling immediacy, while achieving a surprising 34 MPG². The engine transitions from all-electric mode to full-power hybrid mode, with an intensity and organic response that defies everything you think about hybrids.

ELEVATING YOUR POWER AND POISE

Discover performance engineering that intuitively responds to you for a greater feeling of power and authority.



INTUITIVE TRACTION Intelligent All-Wheel Drive infinitely adjusts for better traction by sending anywhere from 0 to 50% of the power to the front wheels when you need it, and 100% to the rear wheels for sporty response when you don't. You get AWD traction without sacrificing rear-drive feel!

INHERENTLY RESPONSIVE BALANCE The Front-Midship Platform of the Q70 places the engine's center of mass just behind the front wheel centerline. A sports car-inspired approach for near-equal front-to-rear weight ratio and inherent balance you feel with every turn.

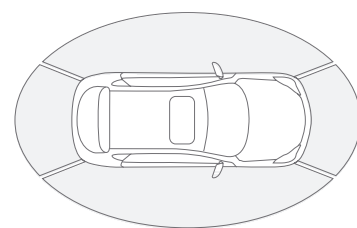
NATURALLY SMOOTH SHIFTING The 7-speed automatic transmission offers a wide selection of gears for versatile performance and enhanced fuel economy. A driver-adaptive learning algorithm familiarizes with your driving style and adjusts shifting for responsiveness or efficiency to suit you.

CONNECTIVITY THAT TAKES YOU FURTHER

Technology allows you to stay connected to your world, naturally and effortlessly.

EMPOWER YOUR TOUCH The Infiniti Controller puts simple, intuitive control of your technology systems at your fingertips. It allows you to interact via the inputs most intuitive to you—turning ring, touch-screen, input buttons, and even steering wheel controls—responding to you rather than you adjusting to it.

INTUITIVE FRONT LIGHTING Illuminate where you truly want to be. The Adaptive Front lighting System (AFS)¹ improves visibility at intersections and around curves by sensing your steering and turning the headlights to see not just ahead but around as well.



360°
VIEW

SEE EVERY SIDE Gain a new perspective on what's around you. With the Around View[®] Monitor with Moving Object Detection and Front and Rear Sonar System, it's easier to see and maneuver in even the tightest spaces.^{1,3,4} Four cameras and one virtual 360° view from above elevate your parking expertise, while also alerting you whether a moving or stationary object is detected close by.



SOUND THAT REVEALS EVERY NOTE

16 SPEAKERS  300 WATTS

HIGH-QUALITY SOUND The Bose[®] Studio Surround[®] sound system boasts 16 speakers, including 2 mounted on the shoulders of each front seat. Each has been custom-tuned to deliver rich and realistic 5.1 surround sound. Active Noise Control intelligently detects road or wind noise and neutralizes it with opposing sound waves for a more serene driving experience.¹



TRANSFORM THE WAY YOU MOVE THROUGH TRAFFIC

*Whether roads are clear or chaotic,
intelligent technologies help guide you
through every moment.*

KNOW YOUR WAY Find your way through busy streets and unfamiliar territory. The Infiniti Navigation System^{1,8} lets you choose a view that's most intuitive to you—a 2D overhead view or a 3D Birdview perspective. Lane Guidance will also help escort you exactly where you need to be for exits and interchanges.

SENSES WHERE YOU CAN'T SEE The Blind Spot Warning and Blind Spot Intervention[®] Systems^{1,9} use sensors to help alert you to a detected vehicle entering the blind spot area in an adjacent lane and help you avoid it. First, the warning light illuminates. Then, if you begin moving toward the occupied lane after using the turn signal, a warning sounds. The system will even apply opposite side brakes to help guide your vehicle back toward the center of your current driving lane.



MANAGE YOUR PACE Set your desired speed and distance, and Intelligent Cruise Control (Full-Speed Range)^{1,5} will automatically adjust your speed in slowing traffic, all the way to a complete stop. Once traffic clears, Intelligent Cruise Control will bring you back up to your preset speed.

KEEP YOUR DISTANCE Distance Control Assist^{1,6} looks ahead and helps warn you if your following distance to the vehicle ahead becomes too close. If detected, and you do not take your foot off the accelerator pedal, the system will automatically engage the brakes and push back on the pedal.

MAINTAIN YOUR LANE The Lane Departure Warning and Lane Departure Prevention Systems^{1,7} monitor lane markings and will help warn you if you start to drift. If you start to drive out of your lane, the system will ease your vehicle back towards the center of your lane by applying the brakes on the opposite side of the vehicle.

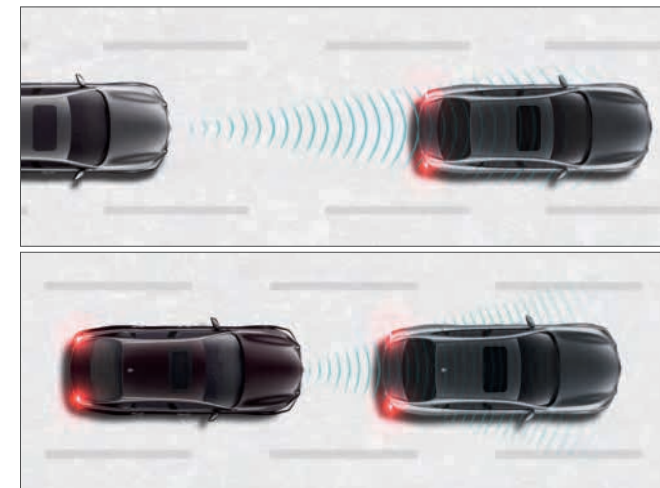
PREPARED FOR

WHAT YOU CAN'T SEE

RECOGNIZING DANGER Predictive Forward Collision Warning^{1,10} uses radar to continuously monitor not only the vehicle directly ahead of you but also the vehicle in front of that one as well. If the system detects a potential risk, it provides an alert and tightens the driver's seat belt to help restrain you.

MORE SURE WHEN BACKING UP Backup Collision Intervention^{1,11} increases your awareness while in reverse. As you back up, the system warns you if approaching vehicles or large objects are detected behind your vehicle and can help you avoid a collision by applying the brakes.

ADVANCED WARNING Forward Emergency Braking^{1,12} adds another dimension of security. It detects vehicles in the lane ahead of you, and if deceleration is required, the accelerator pedal is pushed up and the brakes are applied to help minimize a collision—or even help prevent one.



PREPARED FOR

WHAT YOU CAN'T AVOID

PREPARED TO PROTECT During emergency braking situations, the Pre-Crash Seat Belts are automatically tightened.¹

THE SUPPORT YOU NEED In certain rear-end collisions, the Front-seat Active Head Restraints can move forward to help cushion the head.

STRONGER AND LIGHTER Ultra high-strength steel is twice as strong as conventional steel and is built around you to enhance your safety in case of a collision.


ENHANCED PROTECTION Includes dual-stage front supplemental air bags, front seat-mounted side-impact supplemental air bags and roof-mounted curtain side-impact supplemental air bags.¹³

MAKE IT UNIQUELY YOURS

EXTERIOR COLORS



INTERIOR COLORS



INTERIOR TRIM



WHEELS



18 X 8.0-INCH ALUMINUM-ALLOY WHEELS

20 X 9.0-INCH ALUMINUM-ALLOY WHEELS*

20 X 9.0-INCH ALUMINUM-ALLOY WHEELS*

Infiniti has taken care to ensure that the color swatches presented here are the closest possible representations of actual vehicle colors. Swatches may vary slightly due to the printing process and whether viewed in daylight, fluorescent or incandescent light. Please see the actual colors at your local Infiniti Retailer.

*Additional cost applies for this option.

GENUINE INFINITI ACCESSORIES

The same exacting standards applied to the creation of an Infiniti vehicle go into designing and manufacturing Genuine Infiniti Accessories. With a wide array of quality products designed to integrate seamlessly, you can be assured of a custom fit and finish.¹⁴ For more information and to shop online for Genuine Infiniti Accessories, go to parts.InfinitiUSA.com.



ACCESSORIES SHOWN 20-inch split 5-spoke aluminum-alloy wheels, splash guards and rear decklid spoiler



See video of Genuine Infiniti Accessories. Scan here.



18-INCH ALLOY WHEELS Wherever you go, there'll be no question to your sense of style and love of sporty design. These eye-catching wheels utilize lightweight alloy and original Infiniti logo center caps.



MOONROOF WIND DEFLECTOR Shaped to complement the lines of the Q70 and made of tough acrylic, this aerodynamic deflector helps reduce wind turbulence and noise.



INTERIOR AMBIENT LIGHTING The warm and engaging glow welcomes you as you get settled. It adds ambiance to the interior and enhances its modern appeal.

SPLASH GUARDS The color-matched splash guards reduce spray on lower body panels, while helping prevent nicks and scratches caused by road debris under most weather conditions.



TRUNK NET Durable and unobtrusive, it conveniently helps you organize your possessions in the trunk and helps keep them safely in place.¹⁵

ALL-SEASON FLOOR MATS Custom-made of durable and long-wearing material—they are designed to protect the interior footwell and capture dirt, sand and other debris while staying securely in place.



SPECIFICATIONS

	Q70 3.7	Q70 Hybrid	Q70 5.6	Q70L 3.7	Q70L 5.6
POWER					
Engine					
3.7-liter (3,696cc) 24-valve V6, aluminum-alloy block and heads	•			•	
3.5-liter V6 with Infiniti Direct Response Hybrid® utilizing a lithium-ion battery and 50 kW electric motor		•			
5.6-liter (5,552cc) 32-valve V8, aluminum-alloy block and heads			•		•
Valvetrain					
Double overhead camshaft (DOHC), 4 valves per cylinder with microfinished camshafts. Variable Valve Event and Lift (VVEL®) and Continuously Variable Valve Timing Control System (CVTCS)	•			•	
Double overhead camshaft (DOHC), 4 valves per cylinder with microfinished camshafts. Continuously Variable Valve Timing Control System (CVTCS)		•			
Double overhead camshaft (DOHC), 4 valves per cylinder with microfinished camshafts. Direct Injection Gasoline (DIG). Variable Valve Event and Lift (VVEL®) and Continuously Variable Valve Timing Control System (CVTCS)			•		•
Intake System					
High-flow tuned induction system	•	•	•	•	•
Fuel Economy					
EPA Estimated Fuel Economy (mpg) ² (city/highway)—RWD	18/26	29/34	16/24	18/26	16/24
EPA Estimated Fuel Economy (mpg) ² (city/highway)—AWD	18/24		16/23	18/24	16/23
Horsepower					
330 hp @ 7,000 rpm	•			•	
360 hp @ 6,500 rpm (Hybrid System Net Power)		•			
416 hp @ 6,000 rpm					•
420 hp @ 6,000 rpm			•		
Torque					
270 lb-ft @ 5,200 rpm	•			•	
Peak engine 258 lb-ft and peak electric motor 214 lb-ft		•			
414 lb-ft @ 4,400 rpm					•
417 lb-ft @ 4,400 rpm			•		
Transmission					
Downshift Rev Matching	•		•	•	•
Electronically controlled 7-speed automatic with Adaptive Shift Control (ASC). Driver-adaptive learning algorithm senses driving style and adjusts automatic shifting accordingly. Manual shift mode offers sequentially selectable manual gearshifts	•	•	•	•	•
Infiniti Drive Mode Selector allows driver to choose between Standard, Sport, Snow or Eco mode and controls throttle responses and transmission shift points	•	•	•	•	•
Hill Start Assist	•	•	•	•	•
Drive Type					
Rear-wheel drive	•	•	•	•	•
Intelligent All-Wheel Drive (AWD)	◦		◦	◦	◦
HANDLING					
Steering					
Type	Vehicle-speed-sensitive power steering	•	•	•	•
	Hybrid-Electric Power Steering (H-EPS)		•		
Turning diameter	36.7 feet	•	•	•	
	37.4 feet	◦		◦	
	38.1 feet				•
	39.4 feet			◦	◦

• Standard ◦ Available

	Q70 3.7	Q70 Hybrid	Q70 5.6	Q70L 3.7	Q70L 5.6
HANDLING (continued)					
Suspension					
Front	Independent, double-wishbone with coil springs over double piston shock absorbers, stabilizer and anti-roll bar	•	•	•	•
Rear	Independent, multi-link with coil springs over double piston shock absorbers, stabilizer and anti-roll bar	•	•	•	•
Sport Package	Sport-tuned suspension	◦		◦	
Brakes					
Front/Rear	12.6 x 1.1-inch ventilated discs/12.1 x 0.6-inch ventilated discs; 4-wheel, 4-channel ABS	•	•	•	•
Hybrid	Regenerative Braking System		•		
Sport Packages and Performance Tire and Wheel Package Front/Rear	Aluminum 4-piston opposed front calipers with 14.0 x 1.3-inch ventilated discs/2-piston opposed rear calipers with 13.8 x 0.8-inch ventilated discs; 4-wheel, 4-channel ABS	◦		◦	◦
Wheels and Tires					
Standard	18 x 8.0-inch, double 5-spoke aluminum-alloy wheels with 245/50R18 all-season performance tires	•	•	•	
Long Wheelbase	18 x 8.0-inch, double 5-spoke aluminum-alloy wheels with 245/50R18 all-season performance tires			•	•
Sport Package	20 x 9.0-inch, split 5-spoke aluminum-alloy wheels with 245/40R20 summer performance tires	◦ (RWD only)		◦ (RWD only)	
AWD Sport Package	20 x 9.0-inch, split 5-spoke aluminum-alloy wheels with 245/40R20 all-season performance tires	◦ (AWD only)		◦ (AWD only)	
Performance Tire and Wheel Package	20 x 9.0-inch, split 5-spoke aluminum-alloy wheels with 245/40R20 all-season performance tires	◦		◦	◦
Premium Select Edition	20 x 9.0 inch, triple 5-spoke dark finish aluminum-alloy wheels with 245/40R20 all-season performance tires	◦		◦	
Spare Tire	Temporary use T165/80D17	•	•	•	•
EXTERIOR					
Features					
Automatic-on/off LED headlights with wiper interlock	•	•	•	•	•
LED front fog lights	•	•	•	•	•
LED rear brake lights and center high-mounted stoplight (CHMSL)	•	•	•	•	•
Comprehensive airflow management for low coefficient of drag (Cd) and zero-lift front aerodynamics	•	•	•	•	•
UV-reducing solar glass	•	•	•	•	•
Power sliding tinted glass moonroof with one-touch auto-open/close, tilt feature and sliding sunshade	•	•	•	•	•
Remote power-opening of windows using Infiniti Intelligent Key	•	•	•	•	•
Power folding, heated, auto-dimming outside mirrors with reverse tilt-down feature	•	•	•	•	•
Rain-sensing, variable intermittent front windshield wipers	•	•	•	•	•
Front door handle courtesy lights	•	•	•	•	•
Rear window defroster with timer	•	•	•	•	•
Automatic trunk closure assist cincher	•	•	•	•	•
Rear door closure assist cincher				•	•
Dual exhaust with polished finishers	•	•	•	•	•
INTERIOR					
Features					
Infiniti Intelligent Key with Illuminated Push Button Ignition	•	•	•	•	•
Dual Zone Automatic Temperature Control (ATC) system	•	•	•	•	•
Mild-flow vent located on upper dash	•	•	•	•	•
Rear console-mounted air vents and rear floor heater ducts	•	•	•	•	•
Power windows with illuminated switches and one-touch auto-up/down with auto-reverse feature	•	•	•	•	•
Power door locks with automatic locking feature	•	•	•	•	•

• Standard ◦ Available

	Q70 3.7	Q70 Hybrid	Q70 5.6	Q70L 3.7	Q70L 5.6
INTERIOR (continued)					
Valet key and trunk lockout feature	•	•	•	•	•
Retained accessory power for windows and moonroof	•	•	•	•	•
Sequential welcome lighting illuminated entry system	•	•	•	•	•
Front sun visors with illuminated vanity mirrors with extension	•	•	•	•	•
Overhead sunglasses storage	•	•	•	•	•
Dual overhead front map lights, rear-seat reading lights	•	•	•	•	•
Front seatback map pockets; front door pockets	•	•	•	•	•
Dual front and rear cup holders	•	•	•	•	•
Front armrest with dual-level storage compartment, 12-volt power outlet, auxiliary input jacks and USB connection port ¹⁶	•	•	•	•	•
Rear-seat center armrest with storage	•	•	•	•	•
Outside temperature display	•	•	•	•	•
Battery saver helps prevent accidental discharging if electrical accessories are left on	•	•	•	•	•
Front and rear carpeted floor mats	•	•	•	•	•
Seating and Trim					
Leather-appointed seating	◦	◦	•	◦	•
Japanese Ash wood trim	•	•	•	•	•
10-way power driver's and front-passenger's seats	•	•	•	•	•
Dual occupant memory system for driver's seat, mirrors and steering wheel settings, linked to individual Intelligent Keys	•	•	•	•	•
Entry/exit assist for driver's seat and steering wheel	•	•	•	•	•
Heated front seats	•	•	•	•	•
Heated rear seats				•	•
Climate-controlled front seats	◦	◦	•	◦	•
Leather-wrapped steering wheel and shift knob	•	•	•	•	•
Heated steering wheel	◦	◦	•	◦	•
Audio System					
6-speaker audio system, AM/FM/CD with MP3 playback capability, Radio Data System (RDS) and speed-sensitive volume	•	•	•	•	•
Bose® 2-channel, 10-speaker Premium Audio system, AM/FM/CD with MP3 playback capability, Radio Data System (RDS) and speed-sensitive volume	◦	◦	•	◦	•
Active Noise Control	•	•	•	•	•
Single in-dash CD/DVD player	◦	◦	•	◦	•
Streaming audio via Bluetooth® wireless technology ¹⁷	◦	◦	•	◦	•
USB connection port for iPod® interface and other compatible devices ¹⁶	•	•	•	•	•
SiriusXM Satellite Radio ¹⁸	•	•	•	•	•
Steering wheel-mounted audio controls	•	•	•	•	•
Instrumentation and Driver Controls					
Fine Vision electroluminescent gauges	•	•	•	•	•
Power tilt and telescopic steering column	•	•	•	•	•
Bluetooth® Hands-free Phone System ¹⁷	•	•	•	•	•
Infiniti Controller for audio, climate-control, fuel economy, maintenance, and comfort and convenience features	•	•	•	•	•
7-inch color vehicle information display	•	•	•	•	•
Energy usage instrument meter with special split-screen viewing display. Direct Response Hybrid® system display shows energy flow and real-time fuel efficiency		•			
Infiniti Navigation System with 8-inch WVGA color touch-screen display, Lane Guidance and 3-D building graphics ⁹	◦	◦	•	◦	•
Infiniti Voice Recognition for audio, navigation, and vehicle information systems	◦	◦	•	◦	•
NavTraffic with Real-Time Traffic information ¹⁸	◦	◦	•	◦	•
NavWeather with Real-Time Weather and 3-day forecast ¹⁸	◦	◦	•	◦	•

• Standard ◦ Available

	Q70 3.7	Q70 Hybrid	Q70 5.6	Q70L 3.7	Q70L 5.6
Instrumentation and Driver Controls (continued)					
Infiniti Connection™, including 1-year subscription for all security and convenience services ¹⁹	◦	◦	•	◦	•
RearView Monitor ²⁰	•	•	•	•	•
Around View® Monitor with Moving Object Detection ³	◦	◦	•	◦	•
Front and Rear Sonar System ⁴	◦	◦	•	◦	•
Auto-dimming inside mirror with HomeLink® Universal Transceiver	•	•	•	•	•
Cruise control with steering wheel-mounted switches	•	•	•	•	•
Analog clock	•	•	•	•	•
SAFETY FEATURES					
Safety					
Infiniti Advanced Air Bag System (AABS) includes dual-stage front supplemental air bags with seat belt sensors and an occupant-classification sensor. Air bag inflation rate is adjusted depending on crash severity and seat belt usage. If the front-passenger's seat is empty, a sensor will deactivate the air bag ¹³	•	•	•	•	•
Driver and front-passenger side-impact supplemental air bags ¹³	•	•	•	•	•
Roof-mounted curtain side-impact supplemental air bags for front and rear-seat outboard occupant head protection ¹³	•	•	•	•	•
Front-seat Active Head Restraints (AHR)	•	•	•	•	•
Front seat belts with pretensioners and load limiters, driver's seat Emergency Locking Retractor (ELR) and passenger's seat ELR and Automatic Locking Retractor (ALR)	•	•	•	•	•
Second-row 3-point seat belts with ELR and ALR	•	•	•	•	•
Zone Body construction with reinforced passenger compartment and front and rear crumple zones	•	•	•	•	•
LATCH System (Lower Anchors and Tethers for CHildren) helps simplify proper installation of compatible child restraint seats	•	•	•	•	•
Electronic Brake force Distribution (EBD)	•	•	•	•	•
Brake Assist (BA) ²¹	•	•	•	•	•
4-wheel Anti-lock Braking System (ABS)	•	•	•	•	•
Traction Control System (TCS)	•	•	•	•	•
Vehicle Dynamic Control (VDC) ²²	•	•	•	•	•
Tire Pressure Monitoring System (TPMS) provides specific information for each tire and low pressure warning ²³	•	•	•	•	•
Auto Hazard Warning Signal turns on the hazard lights in the event of the air bags being deployed	•	•	•	•	•
Slide-away brake pedal assembly	•	•	•	•	•
Emergency inside trunk release	•	•	•	•	•
Approaching Vehicle Sound for Pedestrians (VSP)		•			
Backup Collision Intervention ¹¹	◦	◦	◦	◦	◦
Blind Spot Warning and Blind Spot Intervention® (BSI®) Systems ⁹	◦	◦	◦	◦	◦
Predictive Forward Collision Warning ¹⁰	◦	◦	◦	◦	◦
Forward Emergency Braking ¹²	◦	◦	◦	◦	◦
Lane Departure Warning and Lane Departure Prevention Systems ⁷	◦	◦	◦	◦	◦
Security					
Remote keyless entry system with selective unlocking of driver's door or all doors	•	•	•	•	•
Infiniti Vehicle Immobilizer System	•	•	•	•	•
Vehicle Security System	•	•	•	•	•

• Standard ◦ Available

